

*Parans LI is a sunlight luminaire, combining direct and diffused lighting. The brilliant way that sunlight is emitted through the semitransparent acrylic sheets grants for a unique sunlight experience.*



Two Parans LI Medium are used with one Parans SP2.1

**Dimensions**

450 x 900 x 86 mm

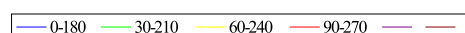
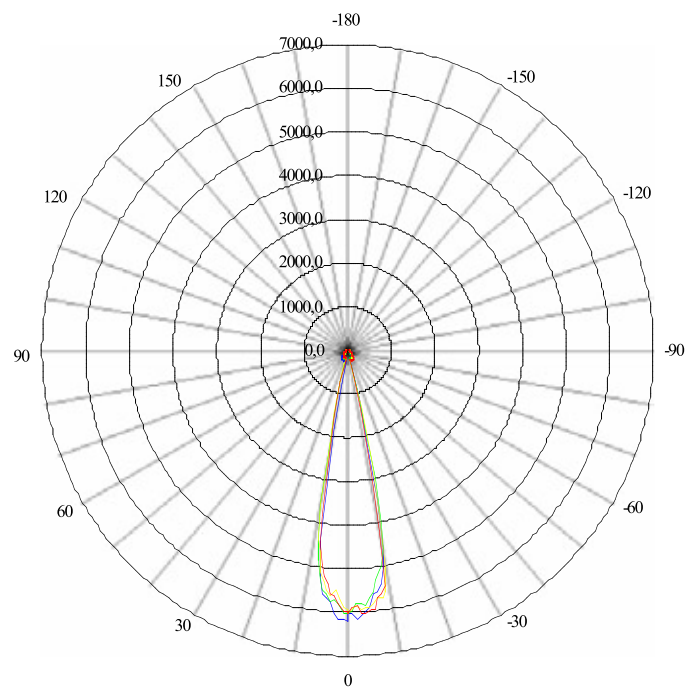
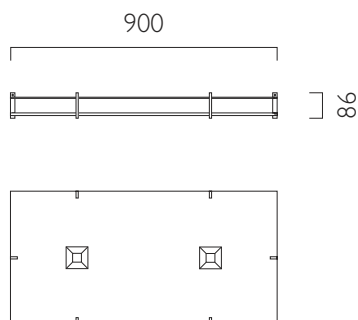
**Weight**

7,2 kg

**Materials**

99,4 % PMMA (PolyMethylMethAcrylate)

0,6 % PC (PolyCarbonate)



## General Installation Information

The Parans LI can be suspended flush with a ceiling or pending down with wires. Which solution to choose has both practical and aesthetic considerations. Depending on the ceiling material, different screws and/or plugs may be appropriate. Make sure that the luminaire is mounted securely!



*Always control that ceilings and mounting material will support the weight of the luminaire!*

## Installation Directions

1. Place the Parans LI at the intended mounting position and mark out positions for the mounting screws depicted below.
2. Make the appropriate holes in the ceiling for the screws/plugs that are being used.
3. Mount the metal hanger bracket complete with the plastic washer as shown in the illustration below. **Note that the bracket has a smooth and a sharp side; the sharp side must be upwards so that the plastic hooks suspend the luminaire safely.**
4. Attach the optical fiber to the hole in the luminaire back sheet (the thinner of the two sheets).
5. Hang up the luminaire by pushing the arrow-shaped part of the Metal Hanger into the Plastic Hooks.

